



Horizon School Technology

Front of House

2020.11.09

Release Notes

Section 1: Introduction

The November 9th Front of House release includes:

- New Features
 - Meals To-Go
- Enhancements
 - Merge Code
- Bug Fixes

Section 2: New Features & Enhancements

This section describes the enhancements and other changes since version 2020.10.05.

2.1: New Features

Meals To-Go

Provides cashiers with the ability to process multiple transactions across multiple days and serving periods on any machine for student meal pick-ups.

The feature is activated from the System Options page.



When the Meals To-Go feature checkbox is selected the 5-Day Sales and 7-Day Sales options are displayed.

The 5-Day Sales option supports sales from Monday through Friday and the 7-Day Sales options supports sales from Sunday through Saturday.

A Meals To-Go Terminal must be added to enable the sales mode. The Terminal Number is automatically generated based on the last POS Terminal Number in the Terminals grid.

Terminals

Terminal Number	Machine Name	Client Version	Credit Card Device Status	Credit Card Device Edit	Auto Sale	Active
11	QCSolanaWeb	2020.2.2.9	None	Edit	<input type="checkbox"/>	<input checked="" type="checkbox"/>

11 - 11 of 11 items

Meals To-Go Terminal

Terminal Number	Active
12	<input checked="" type="checkbox"/>

1 - 1 of 1 items

Vending

Terminal Number	Machine Name	Serial Number	Active
No items to display			

The system admin must also create a new Meals To-Go user group for the feature, and the Meals To-Go group rights must be enabled for the new user group in order to access the pages.

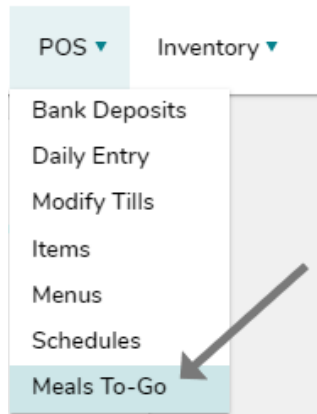
Group Rights

- Community
- Menus
- POS
 - Bank Deposits
 - Daily Entry
 - Modify Tills
 - Items
 - Menus
 - Schedules
 - Meals To-Go
- Inventory
- Reports

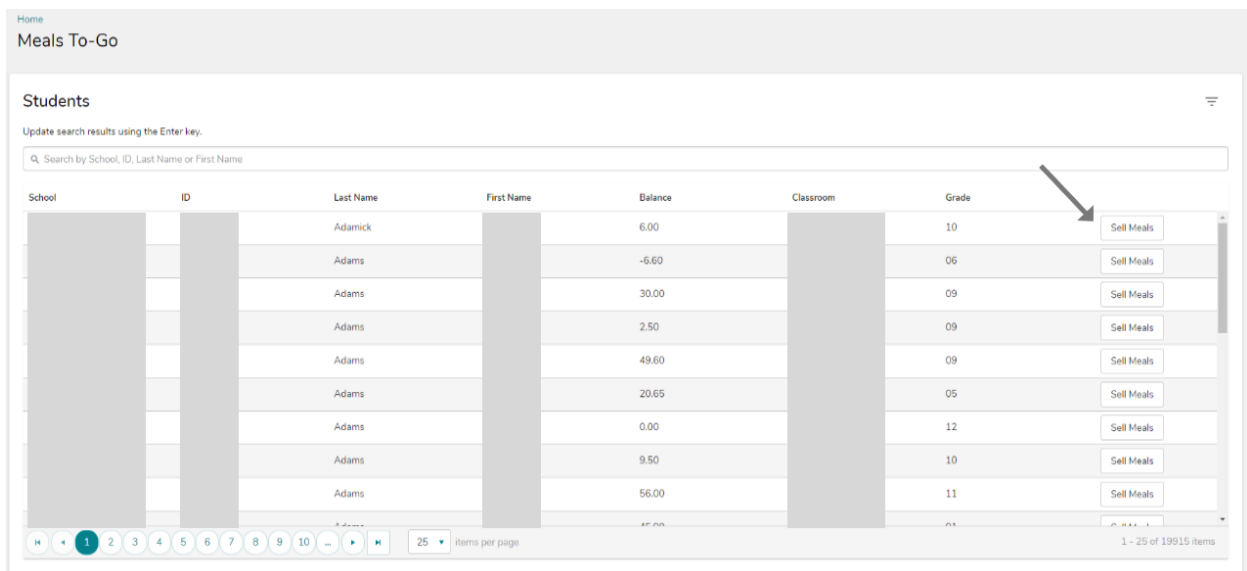
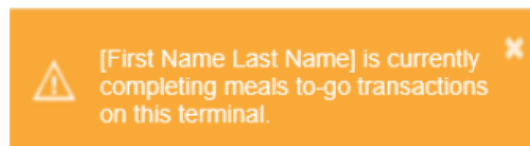
Group Access Rights

- Enabled
- Edit
- Create
- Delete

The feature can be accessed from the POS menu navigation.



The Meals To-Go sales mode can be accessed by a single cashier per school. If a user is on a student Sell Meals page, other users attempting to access a page for a student will receive an alert.

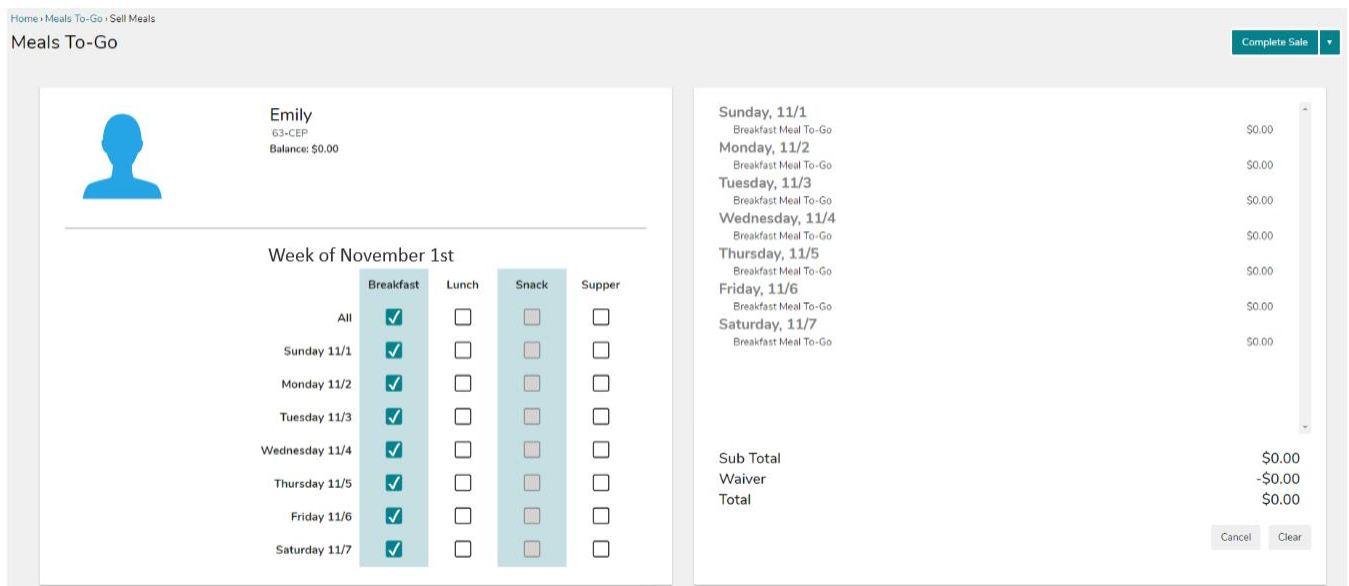


Users will navigate to the Sell Meals page where meals are selected for the week.

Breakfast, Lunch, Snack and Supper are standard Meals To-Go serving periods displayed for everyone. If the school is not setup for a serving period, the corresponding check boxes will be disabled.

Users can select meals by day and serving. The selected meal(s) will then appear in the ticket panel with the following details:

- Day of the Week
- Date
- Meal Name (based on day and serving period)
- Reimbursable meal price



Home > Meals To-Go > Sell Meals

Meals To-Go Complete Sale ▾

Emily
63-CEP
Balance: \$0.00

Week of November 1st

	Breakfast	Lunch	Snack	Supper
All	<input checked="" type="checkbox"/>	<input type="checkbox"/>	<input type="checkbox"/>	<input type="checkbox"/>
Sunday 11/1	<input checked="" type="checkbox"/>	<input type="checkbox"/>	<input type="checkbox"/>	<input type="checkbox"/>
Monday 11/2	<input checked="" type="checkbox"/>	<input type="checkbox"/>	<input type="checkbox"/>	<input type="checkbox"/>
Tuesday 11/3	<input checked="" type="checkbox"/>	<input type="checkbox"/>	<input type="checkbox"/>	<input type="checkbox"/>
Wednesday 11/4	<input checked="" type="checkbox"/>	<input type="checkbox"/>	<input type="checkbox"/>	<input type="checkbox"/>
Thursday 11/5	<input checked="" type="checkbox"/>	<input type="checkbox"/>	<input type="checkbox"/>	<input type="checkbox"/>
Friday 11/6	<input checked="" type="checkbox"/>	<input type="checkbox"/>	<input type="checkbox"/>	<input type="checkbox"/>
Saturday 11/7	<input checked="" type="checkbox"/>	<input type="checkbox"/>	<input type="checkbox"/>	<input type="checkbox"/>

Sunday, 11/1	Breakfast Meal To-Go	\$0.00
Monday, 11/2	Breakfast Meal To-Go	\$0.00
Tuesday, 11/3	Breakfast Meal To-Go	\$0.00
Wednesday, 11/4	Breakfast Meal To-Go	\$0.00
Thursday, 11/5	Breakfast Meal To-Go	\$0.00
Friday, 11/6	Breakfast Meal To-Go	\$0.00
Saturday, 11/7	Breakfast Meal To-Go	\$0.00
Sub Total		\$0.00
Waiver		-\$0.00
Total		\$0.00

Cancel Clear

The Sub Total is a sum of the selected meals based on reimbursable price setup.

The Waiver applies the current USDA waiver which allows schools to select meals for free.

Total includes the sum of selected meals with the applied waiver -\$0.00.

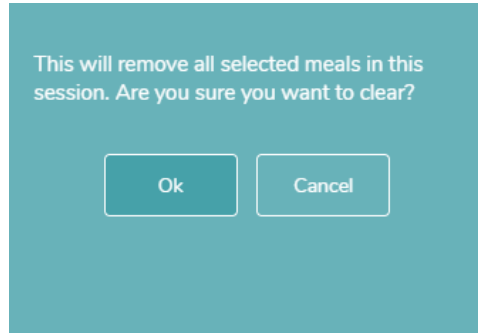
If additional Meals To-Go meals are sold for a student within the current, the previous meals served will be indicated with a disabled check.

	Breakfast	Lunch	Snack	Supper
All	<input type="checkbox"/>	<input type="checkbox"/>	<input type="checkbox"/>	<input checked="" type="checkbox"/>
Sunday 11/1	<input checked="" type="checkbox"/>	<input type="checkbox"/>	<input type="checkbox"/>	<input checked="" type="checkbox"/>
Monday 11/2	<input checked="" type="checkbox"/>	<input type="checkbox"/>	<input type="checkbox"/>	<input checked="" type="checkbox"/>
Tuesday 11/3	<input checked="" type="checkbox"/>	<input type="checkbox"/>	<input type="checkbox"/>	<input checked="" type="checkbox"/>
Wednesday 11/4	<input checked="" type="checkbox"/>	<input type="checkbox"/>	<input type="checkbox"/>	<input checked="" type="checkbox"/>
Thursday 11/5	<input checked="" type="checkbox"/>	<input type="checkbox"/>	<input type="checkbox"/>	<input checked="" type="checkbox"/>
Friday 11/6	<input checked="" type="checkbox"/>	<input type="checkbox"/>	<input type="checkbox"/>	<input checked="" type="checkbox"/>
Saturday 11/7	<input checked="" type="checkbox"/>	<input type="checkbox"/>	<input type="checkbox"/>	<input checked="" type="checkbox"/>

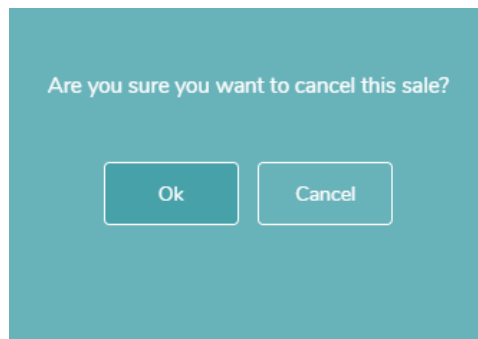
The previously sold meals will also appear in the ticket panel with an indicator similar to the POS. Meals selected for the transaction are displayed without the indicator.

Sunday, 11/1		
Breakfast Meal To-Go		\$0.00 ●
Supper Meal To-Go		\$0.00
Monday, 11/2		
Breakfast Meal To-Go		\$0.00 ●
Supper Meal To-Go		\$0.00
Tuesday, 11/3		
Breakfast Meal To-Go		\$0.00 ●
Supper Meal To-Go		\$0.00
Wednesday, 11/4		
Breakfast Meal To-Go		\$0.00 ●
Supper Meal To-Go		\$0.00
Thursday, 11/5		
Breakfast Meal To-Go		\$0.00 ●
Supper Meal To-Go		\$0.00
Friday, 11/6		
Breakfast Meal To-Go		\$0.00 ●
Supper Meal To-Go		\$0.00
Saturday, 11/7		
Sub Total		\$0.00
Waiver		-\$0.00
Total		\$0.00

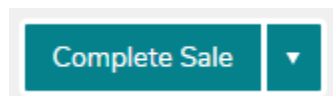
Users can select the “Clear” button to remove all selected meals from the current transaction.



Users can select the “Cancel” button to the cancel the transaction and navigate back to the student search page.



Users must select the “Complete Sale” button to finalize the transaction.



Complete Meals To-Go sales are recorded like other standard POS sales and the transactions are captured in the POS meal reports.

2.2: Enhancements

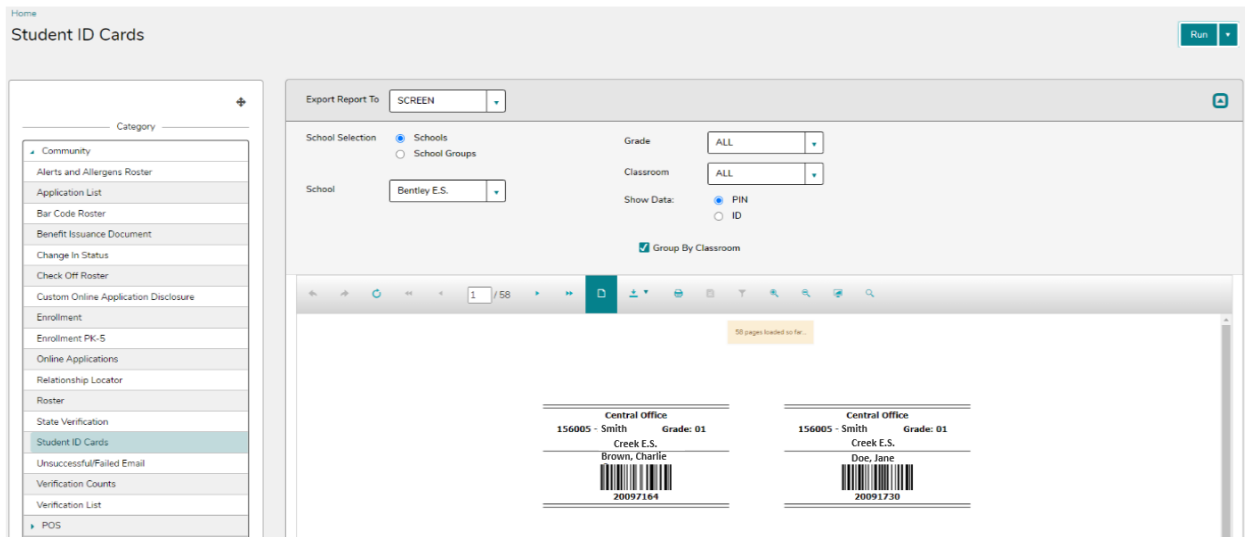
Letter Denied Merge Code

A new Eligibility Denied Reason merge code has been added to letters to provide additional denied information. If a user does not select the eligibility merge code but does select the new Denied Reason merge code, then the eligibility will be associated with the student record and will display on the letter.

Letter Type	Denied Merge Codes
DC	[Denied-Income][your benefits are denied because your household income exceeds the maximum allowable amount for free meals]
Verification	[Denied-Verification][your household did not respond to request for verification] [No App-Expired Grace][No app was submitted during open enrollment]

Student ID Cards Report


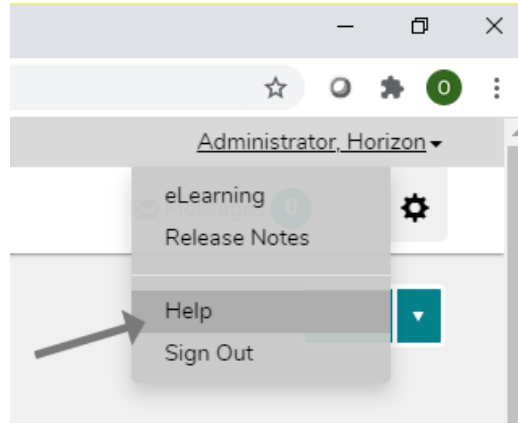
The Student ID Cards report allows users to print the IDs onto Avery 5390 labels. The report is sorted by school and then classroom in alphabetical order.



The screenshot displays the 'Student ID Cards' report interface. On the left is a sidebar with a 'Category' dropdown and a list of report options, including 'Student ID Cards'. The main panel features an 'Export Report To' dropdown set to 'SCREEN' and a 'Run' button. Below this are filter options for 'School Selection' (Schools selected), 'School' (Bentley E.S.), 'Grade' (ALL), 'Classroom' (ALL), and 'Show Data' (PIN selected). A 'Group By Classroom' checkbox is checked. The report preview shows two student ID cards. Each card includes the school name 'Central Office 156005 - Smith Creek E.S.', the student's name, a barcode, and a unique ID number (20097164 and 20091730).

Online Help Content

Users can access online Help content for HST Front of House.



Section 3: Bug Fixes

This section describes the bug fixes since version 2020.10.05.

Jira #	Bug Description	Fix Details
FOH-8164	Barcode Roster showing all teachers from the district instead of just teachers from the school	Added filter for classroom based on site